

JOHNSON COUNTY INVESTMENT REPORT
3RD QTR 2021

Investment Officers for Johnson County

Kathy Blackwell - Johnson County Treasurer

Steve Watson - Johnson County Auditor

July 15, 2021




Roger Harmon County Judge




Rick Bailey Commissioner Pct. 1



Kenny Howell Commissioner Pct. 2




Mike White Commissioner Pct. 3



Larry Woolley Commissioner Pct. 4

ATTEST:

By:



Becky Ivey, County Clerk



Summary

This report is submitted in accordance with Government Code 2256.023. Investment of funds shall be governed by the following investment objectives, in order of priority: preservation and safety of principal, liquidity, and yield.

The investment report is prepared according to generally accepted accounting principles. All of the the County's investments are in full compliance with the Johnson County Investment Policy as passed by the Johnson County Commissioner's Court on March 8, 2021.

Sincerely,



Kathy Blackwell

Johnson County Treasurer

Investment Officer for Johnson County



Steve Watson

Johnson County Auditor

Investment Officer for Johnson County

MONTH END BALANCES FOR INVESTMENTS

June 30, 2021

ACCOUNT NAME	COUNTY	MULTI-BANK	TEXAS CLASS	TEXPOOL	FINANCIAL	TOTAL
	FUND	SECURITIES			NORTHEASTERN	
GENERAL	0100	\$ 18,212,804.71	\$ 3,438,714.64	\$ 5,421,170.99	\$ 754,994.82	\$ 27,827,685.16
R&B1	0150	\$ 374,877.68	\$ 484,704.22	\$ -	\$ -	\$ 859,581.90
R&B2	0160	\$ 372,959.03	\$ 884,359.67	\$ -	\$ -	\$ 1,257,318.70
R&B3	0170	\$ 378,360.81	\$ 199,503.16	\$ -	\$ 252,592.08	\$ 830,456.05
R&B4	0180	\$ 373,747.76	\$ 917,280.29	\$ -	\$ -	\$ 1,291,028.05
RECORDS MNGMT-CC	0210	\$ -	\$ 1,395,524.35	\$ -	\$ -	\$ 1,395,524.35
RECORDS MNGMT-COUNTY	0220	\$ -	\$ -	\$ 282,723.15	\$ -	\$ 282,723.15
ELECTION SERVICES	0240	\$ -	\$ -	\$ 181,103.83	\$ -	\$ 181,103.83
STOP SCU-FORFEITURES	0300	\$ -	\$ -	\$ 171,042.49	\$ -	\$ 171,042.49
RECORDS ARCHIVE-CC	0450	\$ -	\$ 289,534.95	\$ 257,569.87	\$ -	\$ 547,104.82
CC RECORDS PRESERVATION	0480	\$ -	\$ -	\$ 116,711.35	\$ -	\$ 116,711.35
CAPITAL MURDER	0530	\$ 496,028.45	\$ 620,975.68	\$ -	\$ -	\$ 1,117,004.13
INDIGENT HEALTH CARE	0550	\$ 1,000,135.48	\$ 1,205,579.67	\$ 660,022.77	\$ -	\$ 2,865,737.92
RIGHT OF WAY	0600	\$ 990,583.60	\$ 163,956.03	\$ 155,950.50	\$ -	\$ 1,310,490.13
EQUIP DEBT FUND	0850	\$ -	\$ -	\$ -	\$ -	\$ -
PRE-TRAIL BOND SUPER	1020	\$ -	\$ -	\$ 21,128.79	\$ -	\$ 21,128.79
BURLESON SUB CH	7061	\$ -	\$ 859,726.11	\$ -	\$ -	\$ 859,726.11
		\$ 24,199,497.51	\$ 10,459,858.77	\$ 7,267,423.74	\$ 1,007,586.90	\$ 40,934,366.92

JOHNSON COUNTY FIXED INCOME INVESTMENT SUMMARY BY FUND		
AS OF 6/30/2021		
COUNTY	BOOK	MARKET
FUND	VALUE	VALUE
0100	\$ 18,120,000.00	\$ 18,212,804.71
0150	\$ 369,500.00	\$ 374,877.68
0160	\$ 368,000.00	\$ 372,959.03
0170	\$ 370,000.00	\$ 378,360.81
0180	\$ 373,500.00	\$ 373,747.76
0530	\$ 494,000.00	\$ 496,028.45
0550	\$ 989,000.00	\$ 1,000,135.48
0600	\$ 990,000.00	\$ 990,583.60
	\$ 22,074,000.00	\$ 24,199,497.51

Matured/Called

JOHNSON COUNTY INVESTMENTS WITH MULTI-BANK SECURITIES

ACCOUNT NAME	COUNTY FUND	CUSIP#	SETTLEMENT	MATURITY	MBS		
			DATE	DATE	March 31, 2021	June 30, 2021	
BOOK VALUE	0100	845182BJ2		4/17/2018	4/19/2021	\$ 240,000.00	
MARKET VALUE						\$ 240,324.00	
BOOK VALUE	0100	17658QA24		4/20/2018	4/20/2021	\$ 245,000.00	
MARKET VALUE						\$ 245,333.20	
BOOK VALUE	0100	723455JW2		1/22/2020	4/21/2021	\$ 247,000.00	
MARKET VALUE						\$ 247,237.12	
BOOK VALUE	0100	316777XJ5		4/22/2020	4/22/2021	\$ 247,000.00	
MARKET VALUE						\$ 247,165.49	
BOOK VALUE	0100	98970L6U2		11/18/2019	5/18/2021	\$ 247,000.00	
MARKET VALUE						\$ 247,526.11	
BOOK VALUE	0100	87164DNF3		5/30/2019	6/1/2021	\$ 245,000.00	
MARKET VALUE						\$ 245,992.25	
BOOK VALUE	0100	90348JCP3		5/30/2018	6/1/2021	\$ 245,000.00	
MARKET VALUE						\$ 246,161.30	
BOOK VALUE	0100	857894C31		11/8/2019	6/8/2021	\$ 249,000.00	
MARKET VALUE						\$ 249,729.57	
BOOK VALUE	0100	02589AAJ1		6/12/2018	6/14/2021	\$ 245,000.00	
MARKET VALUE						\$ 246,504.30	
BOOK VALUE	0100	20786ACH6		6/15/2018	6/15/2021	\$ 245,000.00	
MARKET VALUE						\$ 246,506.75	
BOOK VALUE	0180	06610QDU2		6/21/2019	6/21/2021	\$ 245,000.00	
MARKET VALUE						\$ 246,296.05	
BOOK VALUE	0100	3134GVQ35		6/16/2020	6/16/2023	\$ 750,000.00	
MARKET VALUE						\$ 750,330.00	
BOOK VALUE	0100	3436G4XB4		6/16/2020	6/16/2023	\$ 585,000.00	
MARKET VALUE						\$ 585,304.20	

ACCOUNT NAME	COUNTY FUND	CUSIP#	SETTLEMENT DATE	MATURITY DATE	MBS March 31, 2021	MBS June 30, 2021
BOOK VALUE	0100	3130AJPW3	6/29/2020	6/29/2023	\$ 500,000.00	
MARKET VALUE					\$ 365,842.81	
BOOK VALUE	0100	06740KNF0	7/17/2019	7/19/2021	\$ 245,000.00	\$ 245,000.00
MARKET VALUE					\$ 246,457.75	\$ 245,252.35
BOOK VALUE	0100	59161YAF3	1/29/2020	7/29/2021	\$ 249,000.00	\$ 249,000.00
MARKET VALUE					\$ 250,357.05	\$ 249,931.17
BOOK VALUE	0100	06426KAK4	7/31/2018	7/30/2021	\$ 245,000.00	\$ 245,000.00
MARKET VALUE					\$ 247,408.35	\$ 245,602.70
BOOK VALUE	0600	25460PBY1	7/30/2018	7/30/2021	\$ 245,000.00	\$ 245,000.00
MARKET VALUE					\$ 247,408.35	\$ 245,602.70
BOOK VALUE	0100	31984GFA2	7/31/2019	7/30/2021	\$ 245,000.00	\$ 245,000.00
MARKET VALUE					\$ 246,550.85	\$ 245,387.10
BOOK VALUE	0100	02007GEC3	8/2/2018	8/2/2021	\$ 245,000.00	\$ 245,000.00
MARKET VALUE					\$ 247,445.10	\$ 245,651.70
BOOK VALUE	0600	88563LAH0	8/1/2019	8/2/2021	\$ 245,000.00	\$ 245,000.00
MARKET VALUE					\$ 246,700.80	\$ 245,445.90
BOOK VALUE	0100	11373QJ58	5/8/2020	8/9/2021	\$ 249,000.00	\$ 249,000.00
MARKET VALUE					\$ 249,622.50	\$ 249,189.24
BOOK VALUE	0100	949763SY3	8/16/2018	8/16/2021	\$ 245,000.00	\$ 245,000.00
MARKET VALUE					\$ 247,729.30	\$ 245,923.65
BOOK VALUE	0100	668000AM4	2/27/2019	8/27/2021	\$ 245,000.00	\$ 245,000.00
MARKET VALUE					\$ 247,548.00	\$ 245,989.80
BOOK VALUE	0100	538036FA7	8/9/2019	9/9/2021	\$ 245,000.00	\$ 245,000.00
MARKET VALUE					\$ 247,107.00	\$ 245,916.30
BOOK VALUE	0100	149159NX9	9/25/2019	9/24/2021	\$ 247,000.00	\$ 247,000.00
MARKET VALUE					\$ 249,059.98	\$ 248,002.82
BOOK VALUE	0100	07833EAC1	3/30/2020	9/30/2021	\$ 249,000.00	\$ 249,000.00
MARKET VALUE					\$ 250,426.77	\$ 249,724.59
BOOK VALUE	0100	61690ULU2	10/10/2019	10/12/2021	\$ 247,000.00	\$ 247,000.00
MARKET VALUE					\$ 249,363.79	\$ 248,284.40
BOOK VALUE	0100	06417NUV3	4/29/2020	10/29/2021	\$ 242,000.00	\$ 242,000.00
MARKET VALUE					\$ 243,115.62	\$ 242,638.88
BOOK VALUE	0100	75472RAG6	11/8/2019	11/8/2021	\$ 247,000.00	\$ 247,000.00
MARKET VALUE					\$ 249,457.65	\$ 248,482.00
BOOK VALUE	0160	204161BC6	6/17/2019	11/17/2021	\$ 245,000.00	\$ 245,000.00
MARKET VALUE					\$ 248,618.65	\$ 247,190.30
BOOK VALUE	0100	50625LAH6	11/20/2018	11/19/2021	\$ 245,000.00	\$ 245,000.00
MARKET VALUE					\$ 249,998.00	\$ 248,047.80
BOOK VALUE	0100	91435LAZ0	5/20/2019	11/19/2021	\$ 249,000.00	\$ 249,000.00
MARKET VALUE					\$ 252,869.46	\$ 251,355.54
BOOK VALUE	0550	949495AE5	12/13/2019	12/13/2021	\$ 249,000.00	\$ 249,000.00
MARKET VALUE					\$ 251,873.46	\$ 250,860.03
BOOK VALUE	0530	66304QAK2	8/2/2019	12/21/2021	\$ 245,000.00	\$ 245,000.00
MARKET VALUE					\$ 248,283.00	\$ 247,190.30
BOOK VALUE	0100	32056GDF4	12/31/2018	12/31/2021	\$ 245,000.00	\$ 245,000.00
MARKET VALUE					\$ 250,490.45	\$ 248,694.60
BOOK VALUE	0100	33646CKZ6	6/13/2019	1/13/2022	\$ 245,000.00	\$ 245,000.00
MARKET VALUE					\$ 249,527.60	\$ 248,148.25

ACCOUNT NAME	COUNTY FUND	CUSIP#	SETTLEMENT DATE	MATURITY DATE	MBS March 31, 2021	MBS June 30, 2021
BOOK VALUE	0100	30810NBPO	1/15/2020	1/18/2022	\$ 249,000.00	\$ 249,000.00
MARKET VALUE					\$ 252,152.34	\$ 251,188.71
BOOK VALUE	0100	56034WASO	2/1/2019	2/1/2022	\$ 245,000.00	\$ 245,000.00
MARKET VALUE					\$ 250,894.70	\$ 249,179.70
BOOK VALUE	0100	710247AC1	2/7/2020	2/7/2022	\$ 249,000.00	\$ 249,000.00
MARKET VALUE					\$ 252,239.49	\$ 251,323.17
BOOK VALUE	0100	32117BCW6	2/28/2019	2/28/2022	\$ 245,000.00	\$ 245,000.00
MARKET VALUE					\$ 250,955.95	\$ 249,365.90
BOOK VALUE	0100	49228XAB6	3/13/2019	3/14/2022	\$ 245,000.00	\$ 245,000.00
MARKET VALUE					\$ 251,352.85	\$ 249,745.65
BOOK VALUE	0100	20033AR99	3/15/2019	3/15/2022	\$ 245,000.00	\$ 245,000.00
MARKET VALUE					\$ 251,370.00	\$ 249,762.80
BOOK VALUE	0100	15201QCD7	3/20/2020	3/21/2022	\$ 248,000.00	\$ 248,000.00
MARKET VALUE					\$ 250,224.56	\$ 249,711.20
BOOK VALUE	0100	12556LBU9	3/26/2020	3/28/2022	\$ 248,000.00	\$ 248,000.00
MARKET VALUE					\$ 250,885.76	\$ 249,850.08
BOOK VALUE	0100	740367HY6	9/30/2019	3/30/2022	\$ 249,000.00	\$ 249,000.00
MARKET VALUE					\$ 252,881.91	\$ 251,975.55
BOOK VALUE	0100	063248KP2	3/31/2020	3/31/2022	\$ 248,000.00	\$ 248,000.00
MARKET VALUE					\$ 251,137.20	\$ 250,440.32
BOOK VALUE	0100	29260MAX3	4/8/2020	4/8/2022	\$ 249,000.00	\$ 249,000.00
MARKET VALUE					\$ 252,072.66	\$ 251,382.93
BOOK VALUE	0100	549104FR3	4/12/2019	4/12/2022	\$ 247,000.00	\$ 247,000.00
MARKET VALUE					\$ 252,883.54	\$ 251,554.68
BOOK VALUE	0100	14042TAN7	5/22/2019	5/23/2022	\$ 246,000.00	\$ 246,000.00
MARKET VALUE					\$ 252,624.78	\$ 251,279.16
BOOK VALUE	0160/0170	85916VDA0	6/10/2019	1/0/1900	\$ 246,000.00	\$ 246,000.00
MARKET VALUE					\$ 252,902.76	\$ 251,537.46
BOOK VALUE	0150	440392FY9	6/14/2019	6/14/2022	\$ 245,000.00	\$ 245,000.00
MARKET VALUE					\$ 251,788.95	\$ 250,458.60
BOOK VALUE	0550	58404DEQ0	7/17/2019	7/19/2022	\$ 245,000.00	\$ 245,000.00
MARKET VALUE					\$ 251,012.30	\$ 249,882.85
BOOK VALUE	0550	02772JBC3	7/19/2019	7/19/2022	\$ 245,000.00	\$ 245,000.00
MARKET VALUE					\$ 251,024.55	\$ 249,895.10
BOOK VALUE	0100	410493ELO	7/19/2019	7/19/2022	\$ 245,000.00	\$ 245,000.00
MARKET VALUE					\$ 251,024.55	\$ 249,895.10
BOOK VALUE	0100	32114LBN8	7/26/2019	7/26/2022	\$ 245,000.00	\$ 245,000.00
MARKET VALUE					\$ 251,110.30	\$ 249,978.40
BOOK VALUE	0100	57116ATN8	1/17/2020	9/19/2022	\$ 249,000.00	\$ 249,000.00
MARKET VALUE					\$ 254,582.58	\$ 253,633.89
BOOK VALUE	0100	227563AY9	10/4/2019	10/4/2022	\$ 247,000.00	\$ 247,000.00
MARKET VALUE					\$ 253,614.66	\$ 252,535.27
BOOK VALUE	0100	05465DAG3	3/26/2020	3/27/2023	\$ 249,000.00	\$ 249,000.00
MARKET VALUE					\$ 256,143.81	\$ 255,100.50
BOOK VALUE	0100	38149MWB5	5/5/2021	8/7/2023		\$ 249,000.00
MARKET VALUE						\$ 249,084.66

ACCOUNT NAME	COUNTY FUND	CUSIP#	SETTLEMENT DATE	MATURITY DATE	MBS March 31, 2021	MBS June 30, 2021
BOOK VALUE	0150/0180	05580AYG3	1/29/2021	1/29/2024	\$ 249,000.00	\$ 249,000.00
MARKET VALUE					\$ 248,721.12	\$ 248,838.15
BOOK VALUE	0530	20415QHL6	1/29/2021	1/29/2024	\$ 249,000.00	\$ 249,000.00
MARKET VALUE					\$ 248,721.12	\$ 248,838.15
BOOK VALUE	0100	41647UUH1	2/12/2021	2/12/2024	\$ 249,000.00	\$ 249,000.00
MARKET VALUE					\$ 248,676.30	\$ 248,815.74
BOOK VALUE	0100	889538AT1	2/26/2021	2/26/2024	\$ 249,000.00	\$ 249,000.00
MARKET VALUE					\$ 248,267.94	\$ 248,462.16
BOOK VALUE	0100	319267H26	3/17/2021	3/18/2024	\$ 249,000.00	\$ 249,000.00
MARKET VALUE					\$ 248,922.81	\$ 249,089.64
BOOK VALUE	0100	178581AC8	3/30/2021	3/28/2024	\$ 249,000.00	\$ 249,000.00
MARKET VALUE					\$ 248,377.50	\$ 248,768.43
BOOK VALUE	0100	066519QU6	3/31/2021	4/1/2024	\$ 249,000.00	\$ 249,000.00
MARKET VALUE					\$ 249,253.98	\$ 249,084.66
BOOK VALUE	0180	649447UP2	6/3/2021	6/3/2024		\$ 249,000.00
MARKET VALUE						\$ 249,328.68
BOOK VALUE	0100	3133ELFV1	1/2/2020	7/2/2021	\$ 500,000.00	\$ 500,000.00
MARKET VALUE					\$ 502,035.00	\$ 500,020.00
BOOK VALUE	0600	3133EMCH3	10/13/2020	10/13/2023	\$ 250,000.00	\$ 250,000.00
MARKET VALUE					\$ 249,925.00	\$ 250,015.00
BOOK VALUE	0100	3130AF5B9	10/12/2018	10/12/2021	\$ 250,000.00	\$ 250,000.00
MARKET VALUE					\$ 253,900.00	\$ 252,070.00
BOOK VALUE	0100	3133EL5J9	9/1/2020	9/1/2023	\$ 505,000.00	\$ 505,000.00
MARKET VALUE					\$ 505,181.80	\$ 504,717.20
BOOK VALUE	0100	3130AK3E4	9/8/2020	9/8/2023	\$ 500,000.00	\$ 500,000.00
MARKET VALUE					\$ 499,115.00	\$ 498,475.00
BOOK VALUE	0950	31422BW97	9/29/2020	9/29/2023	\$ 250,000.00	\$ 250,000.00
MARKET VALUE					\$ 249,897.50	\$ 249,497.50
BOOK VALUE	0600	3133EMCQ3	10/13/2020	10/13/2023	\$ 250,000.00	\$ 250,000.00
MARKET VALUE					\$ 249,622.50	\$ 249,520.00
BOOK VALUE	0100	3133EMFB3	11/2/2020	11/2/2023	\$ 250,000.00	\$ 250,000.00
MARKET VALUE					\$ 249,667.50	\$ 249,472.50
BOOK VALUE	0100	3133EMFN7	11/3/2020	11/3/2023	\$ 250,000.00	\$ 250,000.00
MARKET VALUE					\$ 249,612.50	\$ 249,260.00
BOOK VALUE	0100	3134GW7K6	11/3/2020	11/3/2023	\$ 300,000.00	\$ 300,000.00
MARKET VALUE					\$ 300,186.00	\$ 299,487.00
BOOK VALUE	0100	3134GXAY0	11/13/2020	11/13/2023	\$ 700,000.00	\$ 700,000.00
MARKET VALUE					\$ 699,762.00	\$ 698,712.00
BOOK VALUE	0100	3133EMLT7	12/28/2020	12/28/2023	\$ 500,000.00	\$ 500,000.00
MARKET VALUE					\$ 498,850.00	\$ 497,495.00
BOOK VALUE	0100	3133EMSD5	3/1/2021	3/1/2024	\$ 1,000,000.00	\$ 1,000,000.00
MARKET VALUE					\$ 995,070.00	\$ 994,710.00
BOOK VALUE	0100	3133EMYR7	5/6/2021	5/6/2024		\$ 750,000.00
MARKET VALUE						\$ 747,165.00
BOOK VALUE	0100	3130AMKZ4	6/10/2021	6/10/2024		\$ 1,000,000.00
MARKET VALUE						\$ 995,330.00
BOOK VALUE	0100	180848QK2	3/3/2016	11/1/2021	\$ 500,000.00	\$ 500,000.00
MARKET VALUE					\$ 513,955.00	\$ 508,065.00
FUNDS IN CASH ACCT PERSHING					\$ 267,977.32	\$ 2,000,000.00
BOOK VALUE					\$ 23,370,000.00	\$ 21,083,000.00
MARKET VALUE					\$ 23,697,710.22	\$ 23,191,910.61

JOHNSON COUNTY INVESTMENTS WITH FINANCIAL NORTHEASTERN COMPANIES						
ACCOUNT NAME	COUNTY FUND	CUSIP#	SETTLEMENT DATE	MATURITY DATE	FNC	FNC
					March 31, 2021	June 30, 2021
BOOK VALUE	0100	23204HHT8	12/27/2019	6/28/2021	\$ 247,000.00	
MARKET VALUE					\$ 247,978.12	
BOOK VALUE	0100	49254FAG1	1/31/2019	1/31/2022	\$ 249,000.00	\$ 249,000.00
MARKET VALUE					\$ 255,180.18	\$ 253,374.93
BOOK VALUE	0100	88413QCG1	2/22/2019	2/22/2022	\$ 246,000.00	\$ 246,000.00
MARKET VALUE					\$ 252,022.08	\$ 250,371.42
BOOK VALUE	0100	052392AD9	2/28/2020	2/28/2022	\$ 249,000.00	\$ 249,000.00
MARKET VALUE					\$ 252,035.31	\$ 251,248.47
BOOK VALUE	0170	7954503N3	6/19/2019	6/20/2022	\$ 247,000.00	\$ 247,000.00
MARKET VALUE					\$ 253,935.76	\$ 252,592.08
BOOK VALUE					\$ 1,238,000.00	\$ 991,000.00
MARKET VALUE					\$ 1,261,151.45	\$ 1,007,586.90

JOHNSON COUNTY INVESTMENTS WITH TEXAS CLASS			
Market Value = Book Value			
ACCOUNT NAME	COUNTY FUND	Texas Class	
		March 31, 2021	June 30, 2021
GENERAL	0100	\$ 3,470,009.50	\$ 3,438,714.64
R&B1	0150	\$ 489,115.38	\$ 484,704.22
R&B2	0160	\$ 892,408.00	\$ 884,359.67
R&B3	0170	\$ 201,318.77	\$ 199,503.16
R&B4	0180	\$ 925,628.22	\$ 917,280.29
RECORDS MNGMT-CC	0210	\$ 1,408,224.66	\$ 1,395,524.35
RECORDS MNGMT-COUNTY	0220		
ELECTION SERVICES	0240		
STOP SCU-FORFEITURES	0300		
STOP SCU-SEIZURES	0320		
RECORDS ARCHIVE-CC	0450	\$ 295,466.46	\$ 289,534.95
CC RECORDS PRESERVATION	0480		
CAPITAL MURDER	0530	\$ 626,627.02	\$ 620,975.68
INDIGENT HEALTH CARE	0550	\$ 1,216,551.35	\$ 1,205,579.67
RIGHT OF WAY	0600	\$ 165,448.15	\$ 163,956.03
EQUIP DEBT FUND	0850	\$ 0.57	\$ -
PRE-TRAIL BOND SUPER	1020		
BURLESON SUB CH	7061	\$ 867,550.33	\$ 859,726.11
		\$ 10,558,348.41	\$ 10,459,858.77

JOHNSON COUNTY INVESTMENTS WITH TEXPOOL			
Market Value = Book Value			
ACCOUNT NAME	COUNTY FUND	TexPool	
		March 31, 2021	June 30, 2021
GENERAL	0100	\$ 5,420,636.80	\$ 5,421,170.99
R&B1	0150		
R&B2	0160		
R&B3	0170		
R&B4	0180		
RECORDS MNGMT-CC	0210		
RECORDS MNGMT-COUNTY	0220	\$ 282,695.30	\$ 282,723.15
ELECTION SERVICES	0240	\$ 181,085.98	\$ 181,103.83
STOP SCU-FORFEITURES	0300	\$ 171,025.64	\$ 171,042.49
STOP SCU-SEIZURES	0320		
RECORDS ARCHIVE-CC	0450	\$ 257,544.49	\$ 257,569.87
CC RECORDS PRESERVATION	0480	\$ 116,699.85	\$ 116,711.35
CAPITAL MURDER	0530		
INDIGENT HEALTH CARE	0550	\$ 659,957.73	\$ 660,022.77
RIGHT OF WAY	0600	\$ 155,935.12	\$ 155,950.50
EQUIP DEBT FUND	0850		
PRE-TRAIL BOND SUPER	1020	\$ 21,126.72	\$ 21,128.79
BURLESON SUB CH	7061		
		\$ 7,266,707.63	\$ 7,267,423.74

INVESTMENT INTEREST FOR 3RD QTR 2021						
ACCOUNT NAME	COUNTY FUND	MONTH			TOTAL	
		APRIL	MAY	JUNE		
GENERAL	0100	\$ 31,300.46	\$ 35,580.82	\$ 34,423.72	\$ 101,305.00	
R&B1	0150	\$ 595.57	\$ 677.30	\$ 651.42	\$ 1,924.29	
R&B2	0160	\$ 614.25	\$ 697.43	\$ 665.17	\$ 1,976.85	
R&B3	0170	\$ 587.65	\$ 669.10	\$ 647.60	\$ 1,904.35	
R&B4	0180	\$ 607.62	\$ 689.78	\$ 643.73	\$ 1,941.13	
RECORDS MNGMT-CC	0210	\$ 70.77	\$ 76.59	\$ 54.14	\$ 201.50	
RECORDS MNGMT-COUNTY	0220	\$ 9.92	\$ 9.26	\$ 8.68	\$ 27.86	
ELECTION SERVICES	0240	\$ 6.36	\$ 5.93	\$ 5.56	\$ 17.85	
STOP SCU-FORFEITURES	0300	\$ 6.00	\$ 5.60	\$ 5.25	\$ 16.85	
RECORDS ARCHIVE-CC	0450	\$ 23.89	\$ 24.51	\$ 18.87	\$ 67.27	
CC RECORDS PRESERVATION	0480	\$ 4.10	\$ 3.82	\$ 3.58	\$ 11.50	
CAPITAL MURDER	0530	\$ 784.23	\$ 891.89	\$ 858.07	\$ 2,534.19	
INDIGENT HEALTH CARE	0550	\$ 1,604.30	\$ 1,819.99	\$ 1,751.09	\$ 5,175.38	
RIGHT OF WAY	0600	\$ 1,518.64	\$ 1,729.06	\$ 1,678.45	\$ 4,926.15	
EQUIP DEBT FUND	0850	\$ -	\$ -	\$ -	\$ -	
PRE-TRAIL BOND SUPER	1020	\$ 0.74	\$ 0.70	\$ 0.64	\$ 2.08	
BURLESON SUB CH	7061	\$ 43.60	\$ 47.19	\$ 33.36	\$ 124.15	
		\$ 37,778.10	\$ 42,928.97	\$ 41,449.33	\$ 122,156.40	

REQUEST FOR AGENDA PLACEMENT FORM

Submission Deadline - Tuesday, 12:00 PM before Court Dates

SUBMITTED BY: Kathy Blackwell TODAY'S DATE: 7/15/2021

DEPARTMENT: Treasurer

SIGNATURE OF DEPARTMENT HEAD: *Kathy M. Blackwell*
REQUESTED AGENDA DATE: 7/26/2021

SPECIFIC AGENDA WORDING:

Consideration to approve the Quarterly Investment Report for the time period of 4/1/2021 to 6/30/2021 (3RD QTR 2021)

PERSON(S) TO PRESENT ITEM:

SUPPORT MATERIAL: (Must enclose supporting documentation)

TIME:
(Anticipated number of minutes needed to discuss item)

ACTION ITEM:
WORKSHOP:
CONSENT:
EXECUTIVE:

STAFF NOTICE:

COUNTY ATTORNEY:

IT DEPARTMENT:

AUDITOR:

PURCHASING DEPARTMENT:

PERSONNEL:

PUBLIC WORKS:

BUDGET COORDINATOR:

OTHER:

This Section to be completed by County Judge's Office

ASSIGNED AGENDA DATE: _____

REQUEST RECEIVED BY COUNTY JUDGE'S OFFICE:

COURT MEMBER APPROVAL:

DATE: